

**ADMINISTRAȚIA PUBLICĂ LOCALĂ  
MUNICIPIUL BAIA MARE**

DIRECȚIA ECONOMICĂ / DIRECȚIA CHELTUIELI  
SERVICIUL CONTABILITATE PUBLICĂ

Str. Gheorghe Șincai 37  
430311, Baia Mare, România  
Telefon: +40 262 213 824

Fax: +40 262 212 332  
Email: primar@baimare.ro  
Siteweb: www.baimare.ro

Nr. 51799/06.11.2014


**Catre: Ministerul Finantelor Publice**

Directia Generala de Trezorerie si Datorie Publica  
Str. Apolodor Nr 17 Cod 050741  
Sector 5, Bucuresti

Alaturat va inaintam ANEXELE 3 privind SITUATIA finantarii rambursabila contractata direct, fara garantia statului sau garantata de unitatea administrativ-teritoriala conform OUG 64 / 2007 pentru urmatoarele contracte de credit:

- CREDIT BCR 2005
- CREDIT BCR 2009
- SC VITAL SA BAIA MARE.
- CREDIT CEC 2013

Cătălin Cherecheș  
Primarul Municipiului Baia Mare



Carmen Pop  
Director Economic

## SITUATIA

privind finantarea rambursabila contractata direct,fara garantia statului  
sau garantata de unitatea administrativ-teritoriala la data de 31. 10. 2014

1. Nr.si data semnare contract/acord : 298/19.05.2005
2. Data intrare in vigoare :19.05.2005
3. Nr.si data semnare act(e) aditional(e) la contract/acord: 298A /11.10.2005, 298B/ 29.12.2005, 298C/ 27.12.2006, 298D/23.11.2007.
4. Nr.si data semnare contract/acord de garantare : 298/19.05.2005
5. Data intrare in vigoare : 19.05.2005
6. Nr. si data semnare act(e) aditional(e) la contract/acord: -
7. Unitate administrativ-teritoriala imprumutat/garanta...PRIMARIA MUNICIPIULUI BAIA MARE
8. Adresa completa, telefon/fax, e-mail : Baia Mare, str. Gh. Sincai nr. 37, tel. 211001
9. Persoana imputernicita CATALIN CHERECHES - primar si  
CARMEN POP director general economic
10. Garantat : PRIMARIA BAIA MARE
11. Finantator :....BANCA COMERCIALA ROMANA SA BAIA MARE
12. Destinatie rambursabila : FINANTAREA INVESTITIILOR PUBLICE DE INTERES LOCAL
13. Valoarea finantare( in valuta de contract )...50.000.000 LEI RON
14. Durata finantare ( in luni , de la-pana la ) : 19.06.2005 - 15.01.2007....., din care :
  - perioada de gratie .....36 LUNI
  - perioada de rambursare ..... 30.06.2008- 18.05.2023
15. Trageri/ utilizari din finantare:

Tragere		Plati catre contractori	
Data tragerii	Suma trasa (in valuta de contract)	Data platii	Suma platita (lei)
23.05.2005	1,300,000.00	25.05.2005	1,300,000.00
09.06.2005	2,167,559.50	10.06.2005	2,069,594.95
		13.06.2005	97,154.55
		14.06.2005	810.00
18.07.2005	1,093,486.79	21.07.2005	1,093,486.79
02.08.2005	1,341,702.30	03.08.2005	1,341,702.30
03.08.2005	17,405.72	05.08.2005	17,405.72
08.08.2005	1,357,381.52	09.08.2005	1,357,381.52
08.09.2005	2,333,535.91	09.09.2005	545,229.73
		12.09.2005	1,788,102.38
		13.09.2005	203.80
19.09.2005	8,037,000.00	21.09.2005	8,037,000.00
07.10.2005	2,341,995.28	08.10.2005	2,341,995.28
18.10.2005	1,286,128.15	19.10.2005	1,286,128.15
14.11.2005	1,339,859.46	15.11.2005	1,339,859.46
17.11.2005	803,353.35	18.11.2005	803,353.35
06.12.2005	690,657.86	07.12.2005	690,657.86
14.12.2005	1,219,981.69	15.12.2005	1,219,981.69
21.12.2005	278,805.21	22.12.2005	278,805.21
23.12.2005	131,484.25	23.12.2005	131,484.25
07.03.2006	758,987.38	07.03.2006	758,987.38
03.05.2006	255,984.08	04.05.2006	255,984.08
23.05.2006	90,162.71	24.05.2006	90,162.71
19.06.2006	1,000,797.84	20.06.2006	1,000,797.84
03.07.2006	372,038.45	04.07.2006	372,038.45
Total pag.1	28,218,307.45		28,218,307.45

20.07.2006	980,894.32	21.07.2006	980,894.32
03.08.2006	453,898.31	04.08.2006	453,898.31
22.08.2006	1,385,974.89	23.08.2006	1,385,974.89
11.09.2006	1,053,677.51	12.09.2006	1,053,677.51
19.09.2006	1,057,659.09	20.09.2006	1,057,659.09
22.09.2006	1,290,569.63	25.09.2006	1,290,569.63
12.10.2006	1,315,946.97	13.10.2006	1,315,946.97
25.10.2006	510,670.60	25.10.2006	510,670.60
10.11.2006	1,488,950.13	11.11.2006	1,488,950.13
23.11.2006	341,632.33	24.11.2006	341,632.33
24.11.2006	230,408.82	27.11.2006	230,408.82
30.11.2006	613,221.58	04.12.2006	613,221.58
18.12.2006	55,228.44	19.12.2006	55,228.44
20.02.2007	205,483.42	21.02.2007	205,483.42
06.03.2007	288,923.36	07.03.2007	288,923.36
03.04.2007	111,653.83	04.04.2007	111,653.83
20.04.2007	219,468.48	20.04.2007	219,468.48
17.05.2007	402,608.13	18.05.2007	402,608.13
25.05.2007	661,858.26	28.05.2007	661,858.26
08.06.2007	1,243,459.34	11.06.2007	1,243,459.34
13.07.2007	904,784.86	16.07.2007	904,784.86
20.07.2007	545,412.55	23.07.2007	545,412.55
22.08.2007	484,964.20	23.08.2007	484,964.20
22.08.2007	316,293.07	23.08.2007	316,293.07
24.09.2007	471,470.22	25.09.2007	471,470.22
26.10.2007	242,490.96	29.10.2007	242,490.96
06.11.2007	768,326.26	08.11.2007	768,326.26
09.11.2007	1,075,262.99	12.11.2007	1,075,262.99
23.11.2007	809,982.29	26.11.2007	809,982.29
14.12.2007	1,532,040.85	18.12.2007	1,532,040.85
23.12.2007	718,476.86	20.12.2007	718,476.86
TOTAL PAG.2	21,781,692.55		21,781,692.55
Total cumulativ	50,000,000.00		50,000,000.00

**16. Estimari trageri/utilizari din finantare:**

Perioada	Estimare suma trasa (in val)	Estimare suma platita (lei)
trimestrul.... anul...		
Total		

**17. Plati efectuate la scadenta ( cumulativ ):**

Rate de capital			Dobanzi			Comisioane		
Data	Valoare	Procent	Data	Valoarea	Procent	Data	Valoarea	Procent
			0	0.00		23.05.2005	4,722.30	
			07.06.2005	3,367.00		30.06.2005	7,611.06	
			06.07.2005	24,946.39		25.07.2005	3,851.80	
			07.08.2005	35,340.02		31.08.2005	9,446.80	
			06.09.2005	61,902.37		30.09.2005	36,296.88	
			07.10.2005	106,643.32		07.10.2005	12,759.70	
			07.11.2005	180,510.84		07.11.2005	7,571.84	
			07.12.2005	174,351.73		07.12.2010	8,279.90	
			total 2005	587,061.67		total 2005	90,540.28	
			07.01.2006	139,700.41		07.01.2006	0.00	
			03.02.2006	145,386.48		03.02.2006	9.00	
			06.03.2006	139,827.23		06.03.2006	2,690.06	
			05.04.2006	196,307.36		30.04.2006	-354.20	
			04.05.2006	191,126.00		31.05.2006	1,263.24	
			05.06.2006	201,691.84		30.06.2006	3,527.98	
			05.07.2006	204,002.85		31.07.2006	4,795.67	

		03.08.2006	227,121.76		31.08.2006	4,850.22
		06.09.2006	255,385.60		30.09.2006	13,595.70
		05.10.2006	305,037.13		31.10.2006	6,444.44
		03.11.2006	353,261.50		30.11.2006	7,300.76
		03.12.2006	357,961.63		31.12.2006	2,380.31
		<b>total 2006</b>	<b>2,716,809.79</b>		<b>total 2006</b>	<b>46,503.18</b>
		05.01.2007	359,370.88		31.01.2007	11.25
		05.02.2007	359,188.47		28.02.2007	751.18
		02.03.2007	312,874.54		31.03.2007	1,045.31
		03.04.2007	301,447.79		30.04.2007	1,214.29
		07.05.2007	326,729.63		31.05.2007	3,785.36
		08.06.2007	343,094.91		30.06.2007	4,361.61
		04.07.2007	349,192.62		31.07.2007	3,224.60
		03.08.2007	369,937.74		31.08.2007	4,770.96
		05.09.2007	364,034.36		30.09.2007	1,686.57
		04.10.2007	324,420.54		31.10.2007	885.23
		05.11.2007	338,311.69		30.11.2007	9,367.07
		07.12.2007	347,767.84		31.12.2007	7,938.01
		<b>total 2007</b>	<b>4,096,371.01</b>		<b>total 2007</b>	<b>39,041.44</b>
		07.01.2008	396,355.67		23.01.2008	-31.54
		08.02.2008	404,937.50		23.02.2008	6.56
		10.03.2008	393,597.22		23.03.2008	7.34
		07.04.2008	469,736.11		23.04.2008	5.20
		07.05.2008	454,583.33		23.05.2008	11.83
30.06.2008	275,000	06.06.2008	502,986.11		27.06.2009	36.49
31.07.2008	275,000	07.07.2008	565,313.01		28.07.2008	5.49
29.08.2008	275,000	07.08.2008	580,946.78		27.08.2008	9.20
30.09.2008	275,000	08.09.2008	576,538.84		24.09.2008	16.66
31.10.2008	275,000	07.10.2008	552,705.91		24.10.2008	12.26
28.11.2008	275,000	07.11.2008	567,938.37		25.11.2008	16.07
30.12.2008	275,000	08.12.2008	591,226.59		29.12.2008	23.78
<b>total 2008</b>	<b>1,925,000</b>	<b>total 2009</b>	<b>6,056,865.44</b>		<b>total 2008</b>	<b>119.34</b>
30.01.2009	275,000	07.01.2009	734,926.16		23.01.2009	29.39
27.02.2009	275,000	01.02.2009	730,610.49		23.02.2009	26.62
31.03.2009	275,000	07.03.2009	647,595.95		23.03.2009	28.64
30.04.2009	275,000	07.04.2009	679,012.08		23.04.2009	53.29
31.05.2009	275,000	07.05.2009	652,907.68		23.05.2009	34.04
30.06.2009	275,000	07.06.2009	647,053.03		23.06.2009	33.87
31.07.2009	275,000	07.07.2009	567,488.17		23.07.2009	61.35
31.08.2009	275,000	07.08.2009	582,954.35		23.08.2009	52.61
30.09.2009	275,000	07.09.2009	540,817.87		23.09.2009	12.38
30.10.2009	275,000	07.10.2009	429,227.76		30.10.2009	-112.92
30.11.2009	275,000	06.11.2009	440,793.10		30.11.2009	26.25
31.12.2009	275,000	07.12.2009	437,063.99		23.12.2009	18.73
<b>total 2009</b>	<b>3,300,000</b>	<b>total 2009</b>	<b>7,090,450.63</b>		<b>total 2009</b>	<b>264.25</b>
29.01.2010	275,000	07.01.2010	485,593.41		25.01.2010	10.00
26.02.2010	275,000	05.02.2010	482,437.33		23.02.2010	24.46
31.03.2010	275,000	05.03.2010	414,707.69		23.03.2010	19.00
30.04.2010	275,000	07.04.2010	382,273.00		23.04.2010	21.65
31.05.2010	275,000	07.05.2010	367,638.31		25.05.2010	43.94
30.06.2010	275,000	07.06.2010	352,858.83		23.06.2010	37.96
28.07.2010	275,000	07.07.2010	281,317.23		23.07.2010	14.71
31.08.2010	275,000	06.08.2010	288,854.11		24.08.2010	1.85
30.09.2010	275,000	07.09.2010	295,040.41		24.09.2010	7.81
31.10.2010	275,000	07.10.2010	302,572.13		25.10.2010	6.14
30.11.2010	275,000	05.11.2010	310,640.09		23.11.2010	13.17
31.12.2010	275,000	07.12.2010	297,356.17		23.12.2010	0.11

<b>total 2010</b>	<b>3,300,000</b>		<b>total 2010</b>	<b>4,261,288.71</b>		<b>total 2010</b>	<b>200.80</b>
<b>total cum.</b>	<b>8,525,000</b>		<b>total cum.</b>	<b>24,808,847.25</b>		<b>total cum.</b>	<b>176,669.29</b>
31.01.2011	275,000		07.01.2011	301,568.07		0	0.00
28.02.2011	275,000		07.02.2011	299,581.27		23.02.2011	4.11
31.03.2011	275,000		07.03.2011	257,814.35		25.03.2011	7.80
30.04.2011	275,000		07.04.2011	239,234.33		23.04.2011	7.84
31.05.2011	275,000		06.05.2011	229,959.38		23.05.2011	9.12
30.06.2011	275,000		07.06.2011	242,776.21		23.06.2011	10.09
31.07.2011	275,000		07.07.2011	249,231.35		25.07.2011	10.21
31.08.2011	275,000		08.08.2011	255,774.39		23.08.2011	17.69
30.09.2011	275,000		07.09.2011	249,660.68		23.09.2011	11.92
31.10.2011	275,000		07.09.2011	229,705.13		24.10.2011	13.27
30.11.2011	275,000		07.11.2011	235,701.38		30.11.2011	16.10
31.12.2011	275,000		07.12.2011	234,655.65		29.12.2011	10.36
<b>total 2011</b>	<b>3,300,000</b>			<b>3,025,662.19</b>			<b>118.51</b>
<b>Cumulat</b>	<b>11,825,000</b>			<b>27,834,509.44</b>			<b>176,787.80</b>
31.01.2012	275,000		09.01.2012	263,823.60		23.01.2012	16.33
29.02.2012	275,000		07.02.2012	261,936.26		23.02.2012	9.62
31.03.2012	275,000		07.03.2012	237,010.11		23.03.2012	12.22
30.04.2012	275,000		06.04.2012	230,628.66		24.04.2012	10.69
31.05.2012	275,000		07.05.2012	221,555.61		23.05.2012	12.00
30.06.2012	275,000		07.06.2012	218,643.73		28.06.2012	12.29
31.07.2012	275,000		06.07.2012	189,779.38		23.07.2012	14.86
31.08.2012	275,000		07.08.2012	194,641.11		23.08.2012	10.91
20.09.2012	275,000		07.09.2012	201,777.41		28.09.2012	43.23
30.10.2012	275,000		05.10.2012	213,996.71		24.10.2012	-12.73
30.11.2012	275,000		29.11.2012	219,440.96		23.11.2012	10.27
31.12.2012	275,000		31.12.2012	213,398.17		23.12.2012	10.24
<b>total 2012</b>	<b>3,300,000</b>			<b>2,666,631.71</b>			<b>149.93</b>
<b>Total cumulat</b>	<b>15,125,000</b>			<b>30,501,141.15</b>			<b>176,937.73</b>
31.01.2013	275,000		31.01.2013	226,347.92		23.01.2013	20.00
28.02.2013	275,000		28.02.2013	224,576.61		23.02.2013	15.00
31.03.2013	275,000		29.03.2013	202,562.54		25.03.2013	23.00
30.04.2013	275,000		30.04.2013	209,256.86		23.04.2013	39.00
31.05.2013	275,000		31.05.2013	237,286.00		23.05.2013	28.00
30.06.2013	275,000		28.06.2013	209,415.76		23.06.2013	7.00
31.07.2013	275,000		31.07.2013	166,337.81		23.07.2013	25.00
31.08.2013	275,000		31.08.2013	170,472.56		23.08.2013	47.00
30.09.2013	275,000		30.09.2013	171,612.46		23.09.2013	-6.00
31.10.2013	275,000		31.10.2013	170,678.98		23.10.2013	23.00
30.11.2013	275,000		29.11.2013	174,885.10		23.11.2013	23.00
31.12.2013	275,000		31.12.2013	154,897.66		23.12.2013	25.92
<b>total 2013</b>	<b>3,300,000</b>			<b>2,318,330.26</b>			<b>269.92</b>
<b>Total cumulat</b>	<b>18,425,000</b>			<b>32,819,471.41</b>			<b>177,207.65</b>
31.01.2014	275,000		31.01.2014	122,287.62		23.01.2014	16.00
28.02.2014	275,000		28.02.2014	121,231.47		23.02.2014	27.00
31.03.2014	275,000		31.03.2014	112,761.47		23.03.2014	25.00
30.04.2014	275,000		30.04.2014	140,752.92		23.04.2014	22.00

31.05.2014	275,000		30.05.2014	135,003.49		23.05.2014	22.00	
30.06.2014	275,000		30.06.2014	135,364.76		23.06.2014	19.00	
31.07.2014	275,000		31.07.2014	123,027.64		18.07.2014	20.00	
31.08.2014	275,000		29.08.2014	125,971.84		23.08.2014	22.00	
30.09.2014	275,000		30.09.2014	117,631.13		23.09.2014	21.00	
31.10.2014	275,000		31.10.2014	95,928.39		23.10.2014	22.00	
<b>total 2014</b>	<b>2,750,000</b>			<b>1,229,960.73</b>			<b>216.00</b>	
<b>Total cumulat</b>	<b>21,175,000</b>			<b>34,049,432.14</b>			<b>177,423.65</b>	
<b>sold</b>	<b>28,825,000</b>							

**18. Plati aflate la scadenta si neefectuate:**

Rate de capital			Dobanzi			Comisioane		
Data scadentei	Valoarea	Procent	Data platii	Valoarea	Procent	Data platii	Valoarea	Procent

**19. Plati de ariarate:**

Rate de capital			Dobanzi			Comisioane		
Data scadentei	Valoarea	Procent	Data platii	Valoarea	Procent	Data platii	Valoarea	Procent

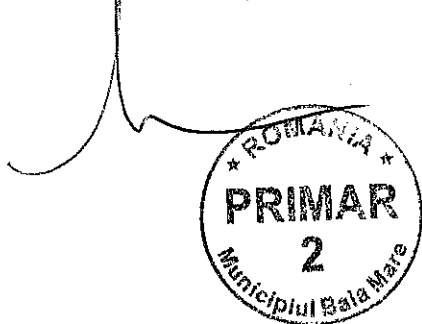
**20. Plăți aferente împrumutului garantat:**

Incasări comision la fondul de risc constituit de unitatea administrativ-teritorială		Plăți efectuate de unitatea administrativ-teritorială în calitate de garant		Sume recuperate de la beneficiarul de garanție		Data la care s-au efectuat 3 plăți succesive de către unitatea administrativ-teritorială, în calitate de garant
Data încasării	Valoare (în valuta de contract)	Data plății	Valoare (în valuta de contract)	Data plății	Valoare (în valuta de contract)	
...	Valoare (în valuta de contract)	...	...	...	...	...
<b>Total cumulat</b>	...	<b>Total cumulat</b>	...	<b>Total cumulat</b>	...	<b>X</b>

DATA 06.11.2014

Semnătura  
ordonatorului principal de credite,

PRIMAR  
Catalin CHERECHES



Semnătura  
directorului economic

DIRECTOR ECONOMIC  
Carmen POP

Intocmit  
Maria BUDA

**SITUATIA**

**privind finantarea rambursabila contractata direct, fara garantia statului, sau garantata de unitatea administrativ-teritoriala la data de 31. 10. 2014**

1. Nr. si data semnare contract/acord: 74/04.11.2009
2. Data intrare in vigoare: 25.11.2009
3. Nr. si data semnare act(e) additional(e) la contract/acord: - DM74A/07.12.2009;DM 74A/28.12.2010  
DM 74C/2011; DM 74D /30.11.2011; DM 74E/ 19.12.2011; DM 74F /20.04.2012, DM 74G / 17.12.2012
4. Nr. si data semnare contract/acord de garantare: DM 74 / 04.11.2009
5. Data intrare in vigoare: 04.11.2009
6. Nr. si data semnare act(e) additional(e) la contract/acord: -
7. Unitatea administrativ-teritoriala imprumutata/garanta: Municipiul Baia Mare
8. Adresa completa, telefon/fax, e-mail: Baia Mare, str. Gheorghe Sincai nr. 37, tel 0262-213824, fax 0262-213261, 0262-212332
9. Persoana imputernicita: CATALIN CHERECHES primar  
POP CARMEN director executiv
10. Garantat:
11. Finantator: Banca Comerciala Romana
12. Destinatia finantare rambursabila: Finantarea unor proiecte de investitii de interes public local
13. Valoare finantare (in valuta de contract): 49.622.465 - 38.143.946,72 = 11.478.518,28 lei
14. Durata finantare :
  - perioada de gratie: 24 luni, de la 04.11.2009 pana la 04.11.2011
  - perioada de rambursare :96 luni, de la 30.11.2011 pana la 30.11.2019
15. Trageri/Utilizari din finantare:

Tragere		Plati catre contractori	
Data tragerii	Suma trasa (in valuta de contract)	Data platii	Suma platita (echivalent lei)
07.12.2009	2,232,916.72	09.12.2009	2,232,916.72
18.12.2009	767,083.28	21.12.2009	767,083.28
<b>total 2009</b>	<b>3,000,000.00</b>		<b>3,000,000.00</b>
21.05.2010	759,038.54	26.05.2010	546,719.33
		27.05.2010	212,319.21
24.06.2010	1,418,804.86	28.06.2010	1,418,804.86
27.07.2010	2,490,948.56	29.07.2010	2,490,948.56
24.08.2010	1,078,596.48	26.08.2010	1,078,596.48
<b>total 2010</b>	<b>5,747,388.44</b>		<b>5,747,388.44</b>
16.05.2012	692,403.57	18.05.2012	692,403.57
21.08.2012	531,020.52	23.08.2012	531,020.52
02.11.2012	1,130,170.75	05.11.2012	1,130,170.75
<b>total 2012</b>	<b>2,353,594.84</b>		<b>2,353,594.84</b>
<b>Total</b>	<b>11,100,983.28</b>		<b>11,100,983.28</b>

16. Estimari trageri/utilizari din finantare:

Perioada	Estimare suma trasa-lei	Estimare suma platita (echivalent in lei)
Trim.		
<b>Total</b>		

## 17. Plati efectuate la scadenta:

Rate de capital			Dobanzi			Comisioane	
Data scadentei	Valoare ( de contract - lei)	% din valoare finantare	Data platii	Valoare ( de contract - lei)	% aplicat	Data platii	Valoare ( de contract - lei)
						30.11.2009	77.60
						18.12.2009	6,024.46
						total 2009	6,102.06
			15.01.2010	24,923.80		23.01.2010	6.05
			15.02.2010	36,425.00		23.02.2010	2.00
			15.03.2010	27,580.00		23.03.2010	0.51
			15.04.2010	26,117.50		23.04.2010	1.00
			14.05.2010	21,100.00		23.05.2010	1,553.60
			15.06.2010	26,519.77		24.06.2010	2,833.13
			15.07.2010	34,561.28		28.07.2010	4,996.42
			13.08.2010	50,016.55		25.08.2010	2,179.71
			07.09.2010	65,012.02		23.09.2010	1.00
			15.10.2010	72,530.43		23.10.2010	5.00
			15.11.2010	68,846.81		23.11.2010	1.00
			15.12.2010	59,992.50		23.12.2010	1.00
			total 2010	513,625.66		total 2010	11,580.42
			total cum.	513,625.66			17,682.48
			07.01.2011	56,892.15			0.00
			17.01.2011	354.65			0.00
			15.02.2011	56,870.17		23.02.2011	3.00
			15.03.2011	54,904.44		25.03.2011	2.35
			15.04.2011	74,044.21		23.04.2011	2.00
			13.05.2011	57,878.55		23.05.2011	2.00
			15.06.2011	66,285.77		23.06.2011	0.00
			15.07.2011	61,669.09		23.07.2011	1.00
			16.08.2011	61,615.63		23.08.2011	1.00
			15.09.2011	60,335.11		23.09.2011	1.00
			15.10.2011	70,635.17		23.10.2011	5.00
			15.11.2011	72,914.34		30.11.2011	3.00
30.12.2011	91,118.63		15.12.2011	70,270.69		29.12.2011	6.00
total 2011	91,118.63		total 2011	764,669.97		total 2011	26.35
total cum.	91,118.63		Total cum.	1,278,295.63		Total cum.	17,708.83
30.01.2011	91,118.63		30.01.2012	74,446.10		24.01.2012	11.00
29.02.2012	91,118.63		29.02.2012	68,679.30		23.02.2012	8.00
30.03.2012	91,118.63		30.03.2012	59,591.59		23.03.2012	7.00
30.04.2012	91,118.63		30.04.2012	58,044.49		23.04.2012	8.00
30.05.2012	91,118.63		30.05.2012	56,145.17		30.05.2012	1,414.10
30.06.2012	91,118.63		29.06.2012	58,872.78		23.06.2012	9.00
30.07.2012	91,118.63		30.07.2012	65,119.57		25.07.2012	10.00
30.08.2012	91,118.63		30.08.2012	66,351.79		24.08.2012	1,086.04
28.09.2012	91,118.63		20.09.2012	67,775.05		20.09.2012	1,102.04
30.10.2012	91,118.63		30.10.2012	70,437.35		24.10.2012	-1,077.40
30.11.2012	91,118.63		29.11.2012	70,088.57		23.11.2012	2,289.34
30.12.2012	119,137.62		30.12.2012	77,027.28		27.12.2012	6.01
total 2012	1,121,442.55			792,579.04			4,873.13
total cum.	1,212,561.18		total cum.	2,070,874.67		total cum.	22,581.96
30.01.2013	119,137.62		30.01.2013	84,646.15		24.01.2013	10.00
28.02.2013	119,137.62		28.02.2013	81,170.24		28.02.2013	5.00
30.13.2013	119,137.62		29.03.2013	72,152.72		25.03.2013	12.00
30.04.2013	119,137.62		30.04.2013	76,223.65		23.04.2013	16.00
30.05.2013	119,137.62		30.05.2013	68,594.67		23.05.2013	12.00
30.06.2013	119,137.62		28.06.2013	62,112.03		25.06.2013	28.00
30.07.2013	119,137.62		30.07.2013	59,215.87		23.07.2013	10.00

31.08.2013	119,137.62		31.08.2013	64,247.93		23.08.2013	23.00
30.09.2013	119,137.62		30.09.2013	62,478.01		23.09.2013	6.00
30.10.2013	119,137.62		30.10.2013	54,034.67		23.10.2013	12.00
30.11.2013	119,137.62		30.11.2013	49,606.52		23.11.2013	12.00
31.12.2013	119,137.62		31.12.2013	41,871.64		23.12.2013	21.01
<b>total 2013</b>	<b>1,429,651.44</b>			<b>776,354.10</b>			<b>167.01</b>
<b>total cum.</b>	<b>2,642,212.62</b>		<b>total cum.</b>	<b>2,847,228.77</b>		<b>total cum.</b>	<b>22,748.97</b>
31.01.2014	119,137.62		31.01.2014	40,164.73		23.01.2014	19.00
28.02.2014	119,137.62		28.02.2014	39,169.80		28.02.2014	8.00
30.03.2014	119,137.61		28.03.2014	45,576.00		23.03.2014	15.00
30.04.2014	119,137.62		30.04.2014	47,241.90		23.04.2014	10.00
30.05.2014	119,137.62		30.05.2014	38,665.02		23.05.2014	10.00
30.06.2014	119,137.62		30.06.2014	46,557.99		23.06.2014	13.00
30.07.2014	119,137.62		31.07.2014	37,658.24		18.07.2014	16.00
30.08.2014	119,137.62		29.08.2014	37,172.72		23.08.2014	10.00
30.09.2014	119,137.62		30.09.2014	36,337.90		23.09.2014	11.00
30.10.2014	119,137.62		30.10.2014	35,007.93		23.10.2014	10.00
<b>total 2014</b>	<b>1,191,376.19</b>			<b>403,552.23</b>			<b>122.00</b>
<b>total cum.</b>	<b>3,833,588.81</b>			<b>3,250,781.00</b>			<b>22,870.97</b>
<b>Rest de restituit</b>	<b>7,267,394.47</b>						

18. Plati aflate la scadenta si neefectuate:

Rate de capital		Dobanzi		Comisioane			
Data scadentei	Valoarea	Procent	Data platii	Valoarea	Procent	Data platii	Valoarea

19. Plati de arierate:

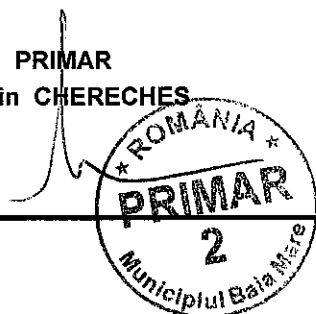
Rate de capital		Dobanzi		Comisioane			
Data	Valoarea	Procent	Data	Valoarea	Procent	Data platii	Valoarea

20. Plăți aferente împrumutului garantat:

Incasari comision la fondul de risc constituit de unitatea administrativ-teritoriala		Plati efectuate de unitatea adm-teritoriala in calitate de garant		Sume recuperate de la beneficiarul de garanție		Data la care s-au efectuat 3 plăți succesive de către unitatea administrativ-teritorială, în calitate de garant
Data încasării	Valoarea (in valuta de contract)	Data platii	Valoarea (in valuta de contract)	Data platii	Valoarea (in valuta de contract)	
...						
...						
<b>Total cumulat</b>		<b>Total cumulat</b>		<b>Total cumulat</b>		<b>X</b>

Data 06.11.2014

PRIMAR  
Catalin CHERECHES



Semnătura  
directorului economic / contabilului,  
DIRECTOR ECONOMIC  
Carmen POP

INTOCMIT  
MARIA BUDA

**SITUATIA**

**privind finantarea rambursabila contractata direct,fara garantia statului sau garantata de unitatea administrativ-teritoriala la data de 31. 10. 2014**

1. Nr.si data semnare contract/acord : RQ13075125635943/ 29.07.2013
2. Data intrare in vigoare :29.07.2013
3. Nr.si data semnare act(e) aditional(e) la contract/acord:
4. Nr.si data semnare contract/acord de garantare : 1089/29.07.2013, 2114/29.07.2013
5. Data intrare in vigoare : 29.07.2013
6. Nr. si data semnare act(e) aditional(e) la contract/acord: -
7. Unitate administrativ-teritoriala imprumutat/garanta...MUNICIPIUL BAIA MARE
8. Adresa completa, telefon/fax, e-mail : Baia Mare, str. Gh. Sincai nr. 37, tel. 211001
9. Persoana imputernicita CATALIN CHERECHES – primar si  
CARMEN POP director general economic
10. Garantat MUNICIPIUL BAIA MARE
11. Finantator :....CEC Bank SA
12. Destinatie rambursabila : FINANTAREA INVESTITIILOR PUBLICE DE INTERES LOCAL
13. Valoarea finantare( in valuta de contract )...96.400.000 LEI RON
14. Durata finantare ( in luni , de la-pana la ) : 29.07.2013 - 28.07.2028....., din care :
  - perioada de gratie .....24 LUNI
  - perioada de rambursare 29.07.2015- 28.07.2028

**15. Trageri/ utilizari din finantare:**

Tragere		Plati catre contractori	
Data tragerii	Suma trasa (in valuta de contract)	Data platii	Suma platita (lei)
06.08.2013	1,847,242.17	07.08.2013	1,847,242.17
23.08.2013	823,317.12	26.08.2013	823,317.12
07.10.2013	3,089,755.69	08.10.2013	3,089,755.69
05.11.2013	2,399,234.10	06.11.2013	2,399,234.10
13.11.2013	6,669,221.39	14.11.2013	6,669,221.39
05.12.2013	465,881.45	06.12.2013	465,881.45
12.12.2013	2,024,043.95	12.12.2013	2,024,043.95
20.01.2014	1,187,441.24	21.01.2014	1,187,441.24
13.02.2014	254,783.03	14.02.2014	254,783.03
20.02.2014	862,417.80	21.02.2014	862,417.80
20.03.2014	2,859,363.16	20.03.2014	2,859,363.16
18.04.2014	1,389,317.87	18.04.2014	1,389,317.87
19.05.2014	905,130.64	20.05.2014	905,130.64
23.05.2014	282,479.82	26.05.2014	282,479.82
27.05.2014	2,739,598.38	28.05.2014	2,739,598.38
23.06.2014	601,793.67	24.06.2014	601,793.67
25.06.2014	521,291.98	26.06.2014	521,291.98
10.07.2014	276,278.38	11.07.2014	276,278.38
22.07.2014	1,431,254.51	23.07.2014	1,431,254.51
21.08.2014	749,398.18	22.08.2014	749,398.18
26.08.2014	409,102.21	27.08.2014	409,102.21
04.09.2014	1,372,138.81	05.09.2014	1,372,138.81
11.09.2014	4,025,983.17	12.09.2014	4,025,983.17
02.10.2014	660,138.66	03.10.2014	660,138.66

13.10.2014	483,826.50	14.10.2014	483,826.50
27.10.2014	751,173.05	28.10.2014	751,173.05
<b>Total</b>	<b>39,081,606.93</b>		<b>39,081,606.93</b>

**16. Estimari trageri/utilizari din finantare:**

Perioada	Estimare suma trasa (in valuta de contract)	Estimare suma platita (lei)
TR. I 2014	5,164,005.23	
TR. II 2014	6,439,612.36	
TR. III 2014	8,264,155.26	
TR. IV 2014	10,132,227.15	
<b>Total</b>	<b>30,000,000.00</b>	

**17. Plati efectuate la scadenta ( cumulata ):**

Rate de capital			Dobanzi			Comisioane		
Data	Valoare	Procent	Data	Valoarea	Procent	Data	Valoarea	Procent
						25.07.2013	1.50	
						29.07.2013	53.00	
						31.07.2013	9.00	
						06.08.2013	15.00	
						22.08.2013	3.50	
						23.08.2013	15.00	
						27.08.2013	3.50	
			29.08.2013	11,350.60		29.08.2013	9.00	
			29.09.2013	22,350.35		20.09.2013	12.50	
			28.10.2013	35,419.46		31.10.2013	27.5	
			28.11.2013	84,652.97		30.11.2013	44.5	
			30.12.2013	132,537.29		31.12.2013	55	
<b>total 2013</b>				<b>286,310.67</b>			<b>249.00</b>	
			28.01.2014	106,430.97		31.01.2014	29.50	
			28.02.2014	117,369.28		28.02.2014	44.50	
			28.03.2014	114,942.61		31.03.2014	29.50	
			28.04.2014	143,042.78		30.04.2014	29.50	
			28.05.2014	146,298.80		31.05.2014	74.50	
			30.06.2014	185,608.87		30.06.2014	59.50	
			30.07.2014	161,170.21		28.07.2014	44.50	
			28.08.2014	186,870.79		31.08.2014	44.50	
			29.09.2014	219,804.10		30.09.2014	44.50	
			30.10.2014	215,811.15		27.10.2014	50.50	
<b>total 2014</b>				<b>1,597,349.56</b>			<b>451.00</b>	
<b>CUM.</b>				<b>1,883,660.23</b>			<b>700.00</b>	

**18. Plati aflate la scadenta si neefectuate:**

Rate de capital			Dobanzi			Comisioane		
Data scadentei	Valoarea	Procent	Data platii	Valoarea	Procent	Data platii	Valoarea	Procent

**19. Plati de arierate:**

Rate de capital			Dobanzi			Comisioane		
Data scadentei	Valoarea	Procent	Data platii	Valoarea	Procent	Data platii	Valoarea	Procent

**20. Plăți aferente împrumutului garantat:**

Încasări comision la fondul de risc constituit de unitatea administrativ-teritorială		Plăți efectuate de unitatea administrativ-teritorială în calitate de garant		Sume recuperate de la beneficiarul de garanție		Data la care s-au efectuat 3 plăți succesive de către unitatea administrativ-teritorială, în calitate de garant
Data încasării	Valoare (în valuta de contract)	Data plății	Valoare (în valuta de contract)	Data plății	Valoare (în valuta de contract)	
...	...	...	...	...	...	...
...	...	...	...	...	...	...
...	...	...	...	...	...	...
<b>Total cumulat</b>	...	<b>Total cumulat</b>	...	<b>Total cumulat</b>	...	X

DATA 06.11.2014

Semnătura  
ordonatorului principal de credite,PRIMAR  
Catalin CHERECHESSemnătura  
directorului economicDIRECTOR ECONOMIC  
Carmen POP

INTOCMIT  
Maria BUDA

**SITUATIA**

**privind finantarea rambursabila contractata direct, fara garantia statului, sau  
 garantata de unitatea administrativ-teritoriala  
 la 31.10.2014**

1. Nr. si data semnare contract/acord: 333/25.07.2007
2. Data intrare in vigoare: 25.07.2007
3. Nr. si data semnare act(e) aditional(e) la contract/acord: -
4. Nr. si data semnare contract/acord de garantare: 333/25.07.2007
5. Data intrare in vigoare: 25.07.2007
6. Nr. si data semnare act(e) aditional(e) la contract/acord: -
7. Unitatea administrativ-teritoriala imprumutata/garanta: Municipiul Baia Mare
8. Adresa completa, telefon/fax, e-mail: Baia Mare, str. Gheorghe Sincai nr. 37, tel 0262-213824, fax 0262-213261, 0262-212332
9. Persoana imputernicita: CATALIN CHERECHES primar
10. Garantat: SC VITAL SA Baia Mare
11. Finantator: BEI (Banca Europeana de Investitii)
12. Destinatia finantare rambursabila: Reabilitarea si modernizarea serviciilor de apa si canalizare in municipiul Baia Mare - Masura ISPA 2004/RO/16/P/PE/004
13. Valoare finantare (in valuta de contract): 11.948.700 euro
14. Valoare credit consumat 11.519.142,87 euro
14. Durata finantare : 285 luni, de la 25.07.2007 pana la 5.05.2031
  - perioada de gratie: 63 luni, de la 25.07.2007 pana la 4.11.2012
  - perioada de rambursare : 222 luni, de la 5.11.2012 pana la 5.05.2031
15. Trageri/Utilizari din finantare:

Tragere		Plati catre contractori	
Data tragerii	Suma trasa (in valuta de contract-euro)	Data platii	Suma platita (echivalent lei)
14.08.2008	2,493,764.79	14.08.2008	483,185.33
		25.08.2008	619,859.50
		27.10.2008	786,931.37
		04.12.2008	657,995.44
		04.12.2008	866,914.02
		27.01.2009	764,875.98
		04.02.2009	1,184,511.25
		17.02.2009	1,321,449.42
		17.02.2009	1,726,224.76
		05.03.2009	673,531.55
		03.04.2009	679,029.18
19.08.2009	6,106,224.02	19.05.2009	328,301.93
		02.06.2009	885,999.89
		09.07.2009	642,550.37
		27.08.2009	4,249,620.34
		08.09.2009	1,766,103.55
		05.10.2009	1,761,929.10
		16.10.2009	1,269,786.03
		26.11.2009	1,198,027.29
		15.12.2009	1,831,596.34
		08.01.2010	1,760,170.19
		01.03.2010	2,457,625.63
		30.03.2010	2,845,706.68
		06.04.2010	899,964.10
		16.06.2010	4,068,569.44
29.09.2010	3,348,711.19	16.07.2010	740,909.43
		01.09.2010	864,904.99
		22.09.2010	2,338,146.90

		08.10.2010	1,227,073.08
		23.11.2010	1,443,505.55
		10.12.2010	4,257,262.09
		21.11.2011	1,656,414.39
<b>Total cumulativ</b>	<b>11,948,700.00</b>	<b>Total cumulativ</b>	<b>48,258,675.11</b>

Nota: Datele sint conforme cu inregistrările contabile, cu controalele efectuate și raportările către Comisia Europeană.

16. Estimări trageri/utilizări din finanțare:

Perioada	Estimare suma trasa (in valuta de contract -	Estimare suma platita (echivalent in lei)
	0.00	
<b>Total</b>	<b>0.00</b>	

17. Plati efectuate la scadenta:

Rate de capital			Dobanzi			Comisioane		
Data scadentei	Valoare (in valuta de contract - euro)	% din valoare finantare	Data platii	Valoare (in valuta de contract - euro)	% aplicat	Data platii	Valoare (in valuta de contract - euro)	% aplicat
			05.11.2008	30,982.60	3.0680%			
			04.05.2009	61,284.27	3.0680%			
			05.11.2009	129,123.86	3.0680%			
			05.05.2010	196,109.70	3.0680%			
			05.11.2010	209,237.39	3.0680%			
			05.05.2011	247,478.93	3.0680%			
			04.11.2011	247,478.93	3.0680%			
			04.05.2012	247,478.93	3.0680%			
05.11.2012	314,439.48	2.63%	05.11.2012	247,478.93	3.0680%			
30.04.2013	314,439.48	2.63%	30.04.2013	240,966.33	3.0680%			
05.11.2013	314,439.48	2.63%	05.11.2013	234,453.71	3.068*%			
30.04.2014	314,439.48	2.63%	30.04.2014	227,941.11	3.0680%			
<b>Total cumulativ</b>	<b>1,257,757.92</b>	<b>-</b>	<b>Total cumulativ</b>	<b>2,320,014.69</b>	<b>-</b>	<b>Total cumulativ</b>	<b>-</b>	<b>-</b>

18. Plati aflate la scadenta și neefectuate:

Rate de capital			Dobanzi			Comisioane		
Data scadentei	Valoare (in valuta de contract - euro)	% din valoare finantare	Data platii	Valoare (in valuta de contract - euro)	% aplicat	Data platii	Valoare (in valuta de contract - euro)	% aplicat
-	-	-	-	-	-	-	-	-
-	-	-	-	-	-	-	-	-
<b>Total cumulativ</b>	<b>-</b>	<b>-</b>	<b>Total cumulativ</b>	<b>-</b>	<b>-</b>	<b>Total cumulativ</b>	<b>-</b>	<b>-</b>

19. Plati de arierate:

Rate de capital			Dobanzi			Comisioane		
Data scadentei	Valoare (in valuta de contract - euro)	% din valoare finantare	Data platii	Valoare (in valuta de contract - euro)	% aplicat	Data platii	Valoare (in valuta de contract - euro)	% aplicat
-	-	-	-	-	-	-	-	-
-	-	-	-	-	-	-	-	-
<b>Total cumulativ</b>	<b>-</b>	<b>-</b>	<b>Total cumulativ</b>	<b>-</b>	<b>-</b>	<b>Total cumulativ</b>	<b>-</b>	<b>-</b>

20. Plăți aferente împrumutului garantat:

Încasări comision la fondul de risc constituit de unitatea administrativ-teritorială		Plăți efectuate de unitatea administrativ-teritorială în calitate de garant		Sume recuperate de la beneficiarul de garanție		Data la care s-au efectuat 3 plăți succesive de către unitatea administrativ-teritorială, în calitate de garant
Data încasării	Valoare (în valuta de contract)	Data plății	Valoare (în valuta de contract)	Data plății	Valoare (în valuta de contract)	
...	...	...	...	...	...	...
...	...	...	...	...	...	...
...	...	...	...	...	...	...
<b>Total cumulat</b>	...	<b>Total cumulat</b>	...	<b>Total cumulat</b>	...	X

Data 06.11.2014

Semnătura  
ordonatorului principal de credite,

PRIMAR  
Catalin CHERECHES



Semnătura  
directorului economic

DIRECTOR ECONOMIC  
Carmen POP

INTOCMIT  
Maria BUDA